



Schnell Innovativ Clever

Catalog

2025



Modular fastening system „fixITeasy“ – Individual parts | System parts



Made
In
Germany

3 Jahre
warranty

Table of contents

System Description.....	2
Products „fix Teasy“ Items System parts	3
Model series: Support arm „TOLERO“ – Swivel arm „PANTHERA“	3
Product description.....	3
Support arm „TOLERO“	4
Swivel arm „PANTHERA“	4
Adaptation.....	5
Adaptation.....	6
Mount for monitor	7
Connecting element.....	7
Carrier for devices	8
Carrier rails	9
Carrier rail, on wall	9
Groove cover for profile carrier rail	9
Carrier rail simple, on wall	9
Carrier rail rounded, on ceiling, table or floor	10
Panel on intermediate ceiling, for rounded carrier rail	10
Attachment to ceiling or floor, for rounded carrier rail	10
Carrier rail compact, on ceiling or floor	11
Panel on intermediate ceiling, for carrier rail compact	11
Attachment to ceiling or floor, for carrier rail compact	12
Model series: Support arm „Standard“ – Swivel arm „Standard“	13
Product description.....	13
Support arm	14
Small support arm Swivel arm	15
Adaptation.....	16
Adaptation.....	17
Adaptation.....	18
Mount for monitor up to 5 kg / up to 15 kg	19
Manufacturer-related mounts for monitor	19
Mount for monitor up to 25 kg.....	20
Keyboard plate, extendable 105 mm	21
Keyboard plate, extendable 105 mm or fold-up	22
Notebook plate Device plate.....	23
Shelf Carrier plate for computer	24
Console with design plate	25
Carrier plate for heavy devices	26
Simple mechanical lift, on ceiling	26

Cart (for mounting equipment carrier)	27
Accessories	28
Universal clamp for Philips monitor X2	28
Adaptation for Carrier rail on standard rail 25 x 10 mm	28
Connection element	28
Cable management on standard rail (European rail)	29
Scanner mounts	30
Holder for digi-box (terminal server) on standard rail 25 x 10 mm (European rail)	30
Multi outlet power strip, for mounting on carrier rail or Cart	31
Conditions.....	32

System Description

Innovative technology, easy handling, perfect results - the fixITeasy fastening system. With our modular solutions, ergonomic workstation design is possible.

Our high-quality monitor mounts have many well thought details, are easy to clean and the swivel arms are adjustable precisely to the monitor weight.

In addition to ceiling and wall mounts, the systems are attachable to respirators, stands or supply systems.

They can get attached directly to machines or set up as stand-alone workstations with a stand or cart. Printers, scanners and other components can be positioned ergonomically as well.

Our flexible device carrier system offers you many clever detailed solutions: Smooth monitor tilt adjustment, internal cable routing, soft hand rest and much more.

Our monitor swivel arms are equipped with VESA standards 75 and 100 and are precisely adjustable to the weight of the monitor or device.

We offer device support systems for selected standard screens as well as special solutions.

Our modular mounting system is expandable as required to suit your needs.

Products „fixITeasy“

Items | System parts

Model series: **Support arm „TOLERO“**

–

Swivel arm „PANTHERA“

Product description

- For connection axis with outer- \varnothing 32 mm
- Cable passage \varnothing 28 mm
- Top Design
- Very stable against torsion
- Closed design
- With cable management
- Inserting cable by the user
- Internal cable routing system
- For IEC connectors and HDMI; USB possible



Cable management, support arm „TOLERO“



Cable management, Swivel arm „PANTHERA“



Combinations Examples

Combination K-21011

Adaption on horizontal standard rail
Support arm „TOLERO“ with outreach: 350

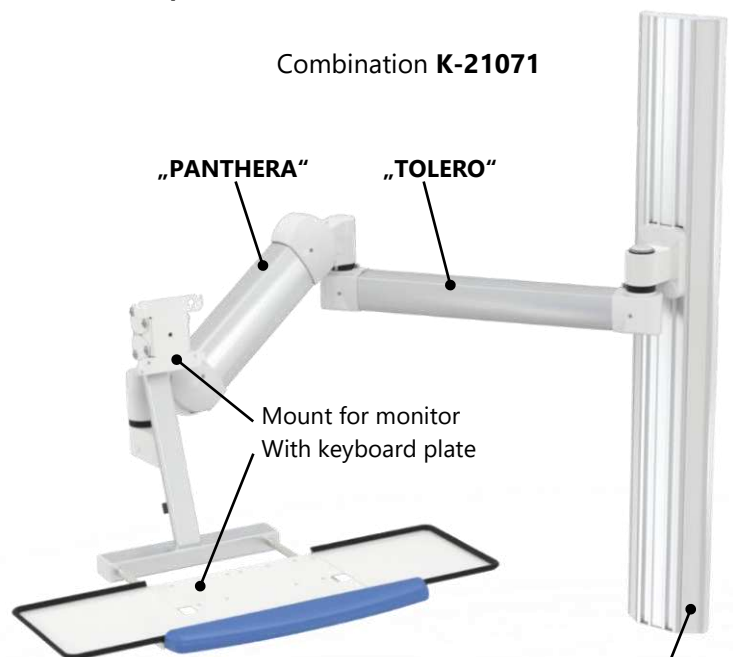


Combination K-21071

„PANTHERA“ „TOLERO“

Mount for monitor
With keyboard plate

Carrier rail, L = 1000 mm




Combination K-21331

Adaption on wall or carrier rail.
Illustration: swivel arm
„PANTHERA COMPACT“
in upper position



Support arm „TOLERO“

Color: natural anodized + white

Item-no.	Description	Illustration
M-21200 - 250	Support arm „TOLERO“ Outreach: 250 mm, weight: 1.2 kg, load capacity: up to 35 kg	 <p>Rotated 180°</p>
M-21200 - 350	Support arm „TOLERO“ Outreach: 350 mm, weight: 1.4 kg, load capacity: up to 35 kg	
M-21200 - 500	Support arm „TOLERO“ Outreach: 500 mm, weight: 1.7 kg, load capacity: up to 35 kg	

Further lengths on request

Swivel arm „PANTHERA“

Color: natural anodized + black + white

Item-no.	Description	Illustration	
M-21301 – 800 N 4 – 7 kg	Swivel arm „PANTHERA COMPACT“ Outreach max.: 443 mm Height adjustment: approx. 380 mm, $\pm 37.5^\circ$ Weight compensation adjustable With clamping Weight: 2.4 kg Load capacity: 4 - 12 kg	In upper position 	In lower position 
M-21301 – 1000 N 5 – 9 kg			
M-21301 – 1300 N 7 – 12 kg			
M-21100 – 800 N 5 – 12 kg	Swivel arm „PANTHERA“ Outreach max.: 463 mm Height adjustment: approx. 370 mm, $\pm 37.5^\circ$ Weight compensation adjustable With clamping Weight: 3 kg Load capacity: 5 - 21 kg	In upper position 	In lower position 
M-21100 – 1000 N 8 – 16 kg			
M-21100 – 1300 N 12 – 21 kg			
M-21110 – 1000 N 7 – 12 kg	Swivel arm „PANTERA-XL“ Outreach max.: 552 mm Height adjustment: approx. 478 mm Weight compensation adjustable With clamping Weight: 3.4 kg Load capacity: 7 - 16 kg	In upper position 	In lower position 
M-21110 – 1300 N 8 – 16 kg			

Adaptation

Color: natural anodised + powdercoated white + black











Load capacity: up to 35 kg, connecting axis: outer- \varnothing 32 mm, passage- \varnothing 28 mm, including spacer and 2x circlip

Item-no.	Description	Illustration
M-20239	<p>On horizontal standard rail 25 x 10 or 35 x 8 mm</p> <p>Outreach: 62 mm Weight: 1.1 kg</p>  <p>Mounted on horizontal standard rail</p>	
M-20240	<p>On vertical standard rail 25 x 10 mm</p> <p>Outreach: 53 mm Weight: 0.8 kg</p>  <p>Mounted on vertical standard rail</p>	  <p>Rotated 180°</p>
M-20241	<p>On vertical standard rail 25 x 10 mm</p> <p>Outreach: 53 mm Weight: 0.8 kg</p>  <p>Mounted on carrier rail</p>	  <p>Rotated 180°</p>
M-20254 – RD38	<p>On tube \varnothing 38 mm</p> <p>Outreach: 77 mm, Weight: 0.95 kg</p>	<p>Illustration with M-20254 – RD25</p>     <p>Rotated 180°</p>
M-20254 – RD35	<p>On tube \varnothing 35 mm</p> <p>Outreach: 81 mm, Weight: 1 kg</p>	
M-20254 – RD30	<p>On tube \varnothing 30 mm</p> <p>Outreach: 77 mm, Weight: 1 kg</p>	
M-20254 – RD25	<p>On tube \varnothing 25 mm</p> <p>Outreach: 71 mm, Weight: 0.9 kg</p>	

Adaptation

Color: natural anodized + powdercoated white + black

Load capacity: up to 35 kg, connecting axis: outer- \varnothing 32 mm, passage- \varnothing 28 mm, including spacer and 2x circlip

Item-no.	Description	Illustration
M-20474	<p>On respirator or anesthesia device</p> <p>Outreach: 67 mm Weight: 0.9 kg</p> <p>Mounted on device</p> 	  <p>Rotated 180°</p>
M-20238	<p>On GCX-rail</p> <p>Outreach: 58 mm Weight: 0.7 kg</p> <p>Mounted on GCX-profile</p> 	  <p>Rotated 180°</p>
M-20252	<p>On standard profile</p> <p>Outreach: 65 mm Weight: 1.1 kg</p> <p>Mounted on profile</p> 	  <p>Rotated 180°</p>
	<p>On supply channel (2x horizontal standard rail 25 x 10 mm)</p> <p>Also can be rotated 180° or mounted with node at the bottom</p> <p>Outreach: 78 mm</p>	<p>Illustration with M-20481</p>  <p>Mounted on supply channel</p>  <p>Node mounted below</p>  <p>Node mounted rotated 180°</p>
M-20480	<p>Distance of standard rails up to 330 mm</p> <p>Total height: 508 mm, Weight: 2 kg</p>	
M-20481	<p>Distance of standard rails up to 360 mm</p> <p>Total height: 508 mm, Weight: 2.1 kg</p>	
M-20482	<p>Distance of standard rails up to 740 mm</p> <p>Total height: 908 mm, Weight: 3 kg</p>	

Mount for monitor


Color: natural anodized +black + powdercoated white

VESA-standard 75 / 100 mm, rotatable $\pm 90^\circ$, tiltable $\pm 15^\circ$

Connecting axis: outer- \varnothing 32 mm, passage \varnothing -28 mm, including spacer and 2x circlip

Item-no.	Description	Illustration
M-20383	Outreach: 78 mm Weight: 0.8 kg Load capacity: up to 5 kg	
M-20393	Outreach: 101 mm Weight: 1.1 kg Load capacity: up to 25 kg	
M-20408	Outreach: 101 mm Weight: 1.2 kg Load capacity: up to 25 kg	

Connecting element

Item-no.	Description	Illustration
M-16138	Connecting axis for support arms / swivel arms Incl. spacer and 2x circlip Outer- \varnothing 32 mm Passage- \varnothing 28 mm Weight: 0.2 kg	






Carrier for devices

Basic color: natural anodized + powdercoated white

VESA-standard 75 / 100 mm, tiltable $\pm 15^\circ$. Entire unit rotatable $\pm 90^\circ$

Connecting axis: outer- \varnothing 32 mm, passage \varnothing -28 mm, including spacer sleeve and 2x circlip

Keyboard plates with soft hand rest in blue (optional in anthracite) and edge protection in black

Item-no.	Description	Illustration
<p>M-20130-B</p>	<p>Keyboard plate extendable 105 mm, with mount for monitor up to 20 kg</p> <p>Depth: 208 mm, inside measure variable: adjustable in steps from 412 mm to 682 mm, shelf for mouse optional left or right</p> <p>Adjustable height adjustment via profile: 210 mm Outreach keyboard plate: 438 mm</p> <p>Load capacity: up to 5 kg. Weight: 5.2 kg</p>  <p>Mouse plates mounted outside</p>	
<p>M-20129-B</p>	<p>Foldable keyboard plate, with mount for monitor up to 20 kg</p> <p>Internal dimensions: 190 x 630 mm, Folding angle approx. 101° (end position damped), Mouse tray and mouse catch on the right</p> <p>Adjustable height adjustment via profile: 345 mm Outreach keyboard plate: 456 mm</p> <p>Load capacity: up to 5 kg. Weight: 6 kg</p>  <p>Keyboard plate folded up</p>	
<p>M-15670</p>	<p>Universal device plate 400 x 350 mm</p> <p>incl. connecting axis</p> <p>Internal dimensions: width 400 mm x depth 350 mm, folded up</p> <p>Load capacity: up to 15 kg</p> <p>Weight: 3.2 kg</p>	


Carrier rails

Carrier rail, on wall

Color: natural anodized + white

Width 150 mm x depth 42 mm, with 2 integr. cable channel and 2x profile cover (Optional: 2x equipotential plugs)

Item-no.	Description	Illustration
M-15875	Length: 500 mm Weight: 1.65 kg	
M-15876	Length: 1000 mm Weight: 3.3 kg	
M-15877	Length: 1500 mm Weight: 4.9 kg	
M-15878	Length: 2000 mm Weight: 6.5 kg	
Extra charge per cut	Special length on request Weight: 0.33 kg / 100 mm	

Item-no.	Description	Illustration
Z-10610	Groove cover , suitable for all carrier rail profiles Set of 2 pieces Length of each: 1000 mm Color: White	
e.g. for M-15877: to order 3x		

Carrier rail simple, on wall

Color: natural anodized + light grey


Width 135 mm x depth 17 mm, with 2 integr. cable channel and 2x profile cover (Optional: 2x equipotential plugs)

Item-no.	Description	Illustration
M-20500	Length: 350 mm Weight: 0.75 kg	
M-20501	Length: 700 mm Weight: 1.5 kg	
M-20502	Length: 1000 mm Weight: 2.08 kg	
M-20499	Length: 1500 mm Weight: 3.15 kg	
Extra charge per cut	Special length on request Weight: 0.21 kg / 100 mm	

Carrier rail rounded, on ceiling, table or floor


Width 86 mm x depth 64 mm, with 1 integrated cable channel and 1x profile cover

Color: powdercoated white

Item-no.	Description	Illustration
M-15894_WS	Length: 700 mm Weight: 2 kg	
M-15896_WS	Length: 1000 mm Weight: 2.9 kg	
M-15897_WS	Length: 1500 mm Weight: 4.3 kg	
M-15898_WS	Length: 2000 mm Weight: 5.7 kg	
Extra charge per cut	Special length on request Weight: 0.3 kg / 100 mm	


Panel on intermediate ceiling, for rounded carrier rail

Color: powdercoated white

Item-no.	Description	Illustration
M-20495	Outer - Ø 240 mm 3 parts, weight: 0.6 kg Incl. rotary locking bolts for mounting on carrier rail	 <p>View from above</p> <p>View from below</p> <p>Mounted on carrier rail</p>

Attachment to ceiling or floor, for rounded carrier rail

Color: powdercoated white

Item-no.	Description	Illustration
M-20148	Width 254 x depth 210 x height 6 / 77 mm Incl. connection screws and rotary locking bolts Mounting hole pattern: 210 x 180 mm, D 9 mm Weight: 3.1 kg Load capacity: up to 50 kg	

Carrier rail compact, on ceiling or floor



Color: natural anodized + light grey / white

Width 132 mm x depth 76 mm, with 2 integrated cable channels and 1x profile cover

Item-no.	Description	Illustration
M-15886	Length: 1000 mm Weight: 4.4 kg	
M-15887	Length: 1500 mm Weight: 6.5 kg	
M-15888	Length: 2000 mm Weight: 8.7 kg	
Extra charge per cut	Special length on request Weight: 0.5 kg / 100 mm	


Panel on intermediate ceiling, for carrier rail compact

Color: powdercoated white

Item-no.	Description	Illustration
M-22170	Outer - Ø 400 mm 3 parts Incl. connection screws and rotary locking bolts Weight: 0.95 kg	 <p>Fits into ceiling cut-out Ø 270 mm</p>
	  <p>View from above View from below Mounted on carrier rail</p>	

Attachment to ceiling or floor, for carrier rail compact

Color: powdercoated white

Item-no.	Description	Illustration
M-20152	<p>Ceiling mount / base mount</p> <p>Incl. connecting screws and rotary locking bolts (to the carrier rail)</p> <p>Width 300 x depth 260 x height 12 / 162 mm</p> <p>Mounting hole pattern: 250 x 230 mm, D 9 mm</p> <p>Weight: 9.2 kg</p> <p>Load capacity: up to 60 kg</p>	
M-20170	<p>Base plate / ceiling plate</p> <p>Incl. connecting screws (to the carrier rail)</p> <p>Width 300 x depth 260 x height 12 mm</p> <p>Mounting hole pattern: 250 x 230 mm, D 9 mm</p> <p>Weight: 7.3 kg</p> <p>Load capacity: up to 60 kg</p>	
M-20151	<p>Stand plate / ceiling plate</p> <p>Incl. connecting screws (to the carrier rail)</p> <p>With hinged feet in black</p> <p>Width 550 x depth 475 x height 12 mm</p> <p>Weight: 25 kg</p> <p>Load capacity: up to 60 kg</p>	

Model series: Support arm „Standard“ – Swivel arm „Standard“


Product description



- For connection axis with outer- Ø 20 mm
- Attractive design
- Easy to clean
- Stable against torsion
- With cable management
- Screwed covers
- Cable insertion by user



Cable routing, support arm standard



Cable routing, swivel arm standard



Combination Examples

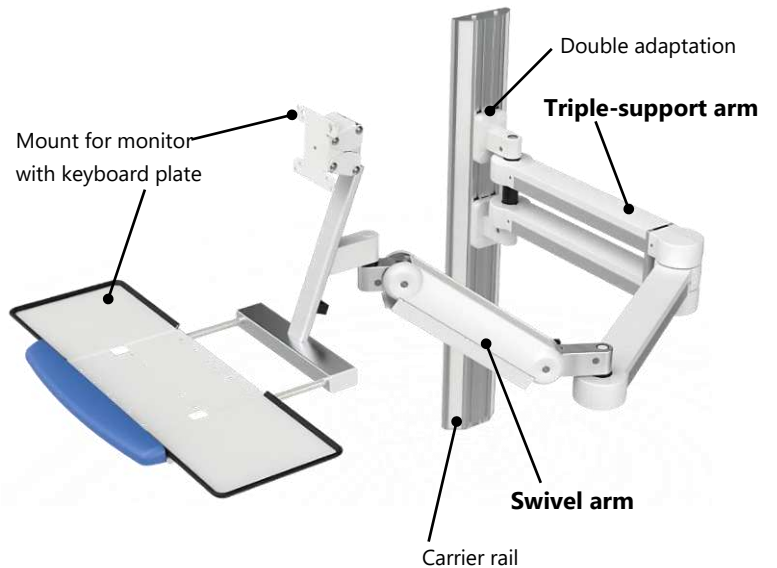


Combination **K-22817**
Adaptation on supply channel.
(Illustration: swivel arm below)



Combination **K-5801**
Adaptation on wall or carrier rail. Outreach support arm: 350 mm. Mouse plates mounted innermost.

Combination **K-22835** on carrier rail L = 500 mm



Support arm

With integrated cable channel

Color: natural anodized + white

Item-no.	Description		Illustration
M-15364 – 350	Support arm fixed	Outreach: 350 mm Weight: 1.2 kg	 <p>Load capacity: up to 35 kg</p>
M-15364 – 400		Outreach: 400 mm Weight: 1.3 kg	
M-20676	Support arm fixed for connection infusion pole (not included)	Outreach: 150 mm Weight: 0.95 kg	  <p>Load capacity: up to 35 kg</p>
M-20677		Outreach: 350 mm Weight: 1.4 kg	
M-5048 - 250	Support arm mobile	Outreach: 250 mm Weight: 1.25 kg	 <p>Load capacity: up to 30 kg</p>
M-5048 - 350		Outreach: 350 mm Weight: 1.35 kg	
M-5048 – 500		Outreach: 500 mm Weight: 1.6 kg	
M-20675	Support arm mobile for connection infusion pole (not included)	Outreach: 250 mm Weight: 1.05 kg	  <p>Load capacity: up to 30 kg</p>
M-20678		Outreach: 350 mm Weight: 1.25 kg	
M-20679		Outreach: 500 mm Weight: 1.6 kg	
M-5048 - 1000_DV	Support arm mobile, with triangular reinforcement Outreach: 1000 mm Weight: 3.6 kg	<p>Load capacity: up to 30 kg</p> 	
M-15373 – 1000	Support arm mobile, with double joint Outreach: 1000 mm Weight: 3.3 kg	<p>Load capacity: up to kg</p> 	

Further lengths on request

Small support arm | Swivel arm

With integrated cable channel

Color: natural anodized + white

Item-no.	Description	Illustration
M-20069	<p>Small support arm</p> <p>Outreach: 266 mm</p> <p>Surface: powder coated white</p> <p>Weight: 0.75 kg</p> <p>Load capacity: up to 15 kg</p>	
M-20079	<p>Small support arm with double joint</p> <p>Outreach: 532 mm</p> <p>Surface: powder coated white</p> <p>Weight: 1.5 kg</p> <p>Load capacity: up to 10 kg</p>	
<p>M-15650 – 800N 4 – 10 kg</p>	<p>Swivel arm</p> <p>With brake</p> <p>Outreach max.: 450 mm</p> <p>Height adjustment: approx. 335 mm, ± 35°</p> <p>Weight compensation adjustable</p> <p>Weight: 3.1 kg</p> <p>Load capacity: 4 - 16 kg</p>	 <p>In upper position</p>
<p>M-15650 – 1000N 7 – 12 kg</p>		 <p>In horizontal position</p>
<p>M-15650 – 1300N 8 – 16 kg</p>		 <p>In lower position</p>

Adaptation

With connecting axis \varnothing 20 mm

Color: natural anodized + white + black

Item-no.	Description	Illustration
M-5019	<p>Simple, on horizontal standard rail 25 x 10 mm (European rail)</p> <p>Outreach: 41 mm Weight: 0.71 kg Load capacity: up to 20 kg</p>	 <p>Mounted on horizontal standard rail</p>
M-20360	<p>On horizontal standard rail 25 x 10 or 35 x 8 mm</p> <p>Outreach: 82 mm Weight: 1.3 kg Load capacity: up to 35 kg</p>	 <p>Mounted on horizontal standard rail</p>
M-20360_LK	<p>With long node, on horizontal standard rail 25 x 10 mm (European rail)</p> <p>Outreach: 165 mm Weight: 1.6 kg Load capacity: up to 35 kg</p>	 <p>Mounted on horizontal standard rail</p>
M-20350	<p>On vertical standard rail 25 x 10 mm (European rail)</p> <p>Outreach: 51 mm Weight: 0.67 kg Load capacity: up to 35 kg</p>	 <p>Mounted on vertical standard rail</p>
M-20290	<p>On standard-profile (as well suitable on wall)</p> <p>Outreach: 76 mm Weight: 1.3 kg Load capacity: up to 20 kg</p>	 <p>Mounted on profile</p>

Adaptation

With connecting axis \varnothing 20 mm

Color: natural anodized + white + black

Item-no.	Description	Illustration
M-20072_MW	<p>Simple, on wall or carrier rail</p> <p>Outreach: 24 mm</p> <p>Weight: 0.25 kg</p> <p>Load capacity: up to 20 kg</p>	 <p>Mounted on carrier rail</p>
M-20361	<p>On wall or carrier rail</p> <p>Outreach: 86 mm</p> <p>Weight: 1.2 kg</p> <p>Load capacity: up to 35 kg</p>	 <p>Mounted on carrier rail</p>
M-20361_LK	<p>With long node, on wall or carrier rail</p> <p>Outreach: 170 mm</p> <p>Weight: 1.65 kg</p> <p>Load capacity: up to 35 kg</p>	 <p>Mounted on carrier rail</p>
M-20280_OK	<p>On GCX-rail</p> <p>Outreach: 78 mm</p> <p>Weight: 0.93 kg</p> <p>Load capacity: up to 35 kg</p>	 <p>Mounted on GCX-profile</p> <p>View from the right</p>
M-20280_MK	<p>On GCX-rail with clamping lever</p> <p>Outreach: 78 mm</p> <p>Weight: 0.95 kg</p> <p>Load capacity: up to 35 kg</p>	 <p>Mounted on GCX-profile</p> <p>View from the right</p>

Adaptation

With connecting axis \varnothing 20 mm

Color: natural anodized + white + black

Item-no.	Description	Illustration
M-20389	On tube \varnothing 25 mm Weight: 0.8 kg	<p>Illustration with M-20392</p>  <p>Outreach: 78 mm</p> <p>Load capacity: up to 35 kg</p> <p>Mounted on tube \varnothing38 mm</p>
M-20388	On tube \varnothing 30 mm Weight: 0.88 kg	
M-20390	On tube \varnothing 32 mm Weight: 0.76 kg	
M-20391	On tube \varnothing 35 mm Weight: 0.75 kg	
M-20392	On tube \varnothing 38 mm Weight: 0.73 kg	
M-20362_RD38_LK	With long node, on tube \varnothing 38 mm Outreach: 180 mm Weight: 1.7 kg Load capacity: up to 35 kg	 <p>Mounted on tube \varnothing38 mm</p>
M-20376	On respirator or anesthesia device Connection of the arm either left or right Outreach: 85 mm Weight: 1.1 kg Load capacity: up to 35 kg	 <p>Mounted on device</p> <p>Adapter plate mounted rotated 180°</p>
M-20486	On supply channel (2x horizontal standard rail 25 x 10 mm) Distance of standard rails: up to 360 mm Outreach: 88 mm Weight: 2.3 kg Load capacity: up to 35 kg	 <p>Mounted on supply channel</p> <p>Node mounted below</p> <p>Node mounted rotated 180°</p>


Mount for monitor up to 5 kg / up to 15 kg

VESA-standard 75 / 100 mm

Color: natural anodized + powdercoated white

Item-no.	Description	Illustration
M-5083_MW	<p>Tiltable and rotatable monitor holder with connection axis Ø 20 mm</p> <p>Tiltable ± 15°, rotatable ± 90°</p> <p>Outreach: 63 mm</p> <p>Weight: 0.7 kg</p> <p>Load capacity: up to 5 kg</p>	 <p>Side view</p>
M-5089	<p>Tiltable monitor holder on wall or carrier rail</p> <p>Tiltable ± 15°</p> <p>„Z-holder“ for easy mounting of the monitor</p> <p>Outreach: 56 mm</p> <p>Weight: 0.9 kg</p> <p>Load capacity: up to 15 kg</p>	 <p>Side view</p>
M-5087	<p>Rigid holder, on wall or carrier rail</p> <p>„Z-holder“ for easy mounting of the monitor</p> <p>Outreach: on wall 19 mm / on carrier rail 28 mm</p> <p>Weight: 0.6 kg</p> <p>Load capacity: up to 5 kg</p>	 <p>Side view</p>






Manufacturer-related mounts for monitor

Item-no.	Description	Illustration
	<p>Holder for medicine-monitors</p> <p>e.g. Philips, GE, Dräger, etc.</p> <p><u>Ask for our product catalogs</u></p>	

Mount for monitor up to 25 kg

VESA-standard 75 / 100 mm, tiltable $\pm 15^\circ$

Basic color: natural anodized + powdercoated white

Item-no.	Description	Illustration
M-20093	<p>With connection axis $\varnothing 20$ mm</p> <p>Rotatable $\pm 90^\circ$</p> <p>Outreach: 74 mm</p> <p>Weight: 1.2 kg</p>	
M-20093_JUST	<p>Adjustable, with connection axis $\varnothing 20$ mm</p> <p>Rotatable $\pm 90^\circ$, adjustable $\pm 5^\circ$</p> <p>Outreach: 82 mm</p> <p>Weight: 1.4 kg</p>	
M-20095	<p>Simple, on wall or carrier rail</p> <p>Outreach: 86 mm</p> <p>Weight: 1.2 kg</p>	
M-20094	<p>On wall or carrier rail</p> <p>Outreach: 85 mm</p> <p>Weight: 1.5 kg</p>	
M-20113	<p>Double mount for monitor on wall or carrier rail</p> <p>Outreach: 155 mm</p> <p>Weight: 3.5 kg</p> <p>Total width: 720 mm</p> <p>Distance monitor holder max.: 670 mm</p> <p>Individually slidable sideways</p> <p>Individually tiltable $\pm 15^\circ$</p> <p>Load capacity: up to 2x 25 kg</p>	

Keyboard plate, extendable 105 mm

Basic color: natural anodized + powdercoated white

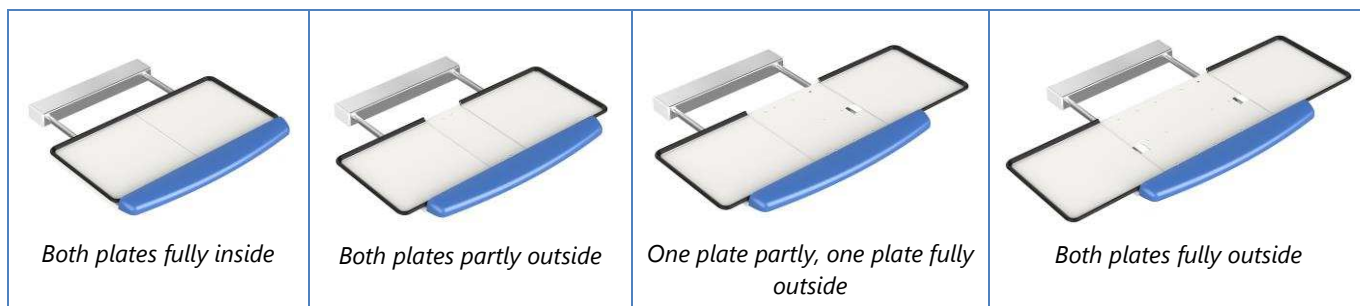
With soft hand rest in blue (optional in anthracite)




Dimensions: depth: 208 mm, inside measure variable: adjustable in steps from 412 mm to 682 mm

Shelf for mouse left or right on the adjustable plate, with edge protection in black

Load capacity: **up to 5 kg**

Extension of the support surface, through mouse plates adjustable in steps:







Item-no.	Description	Illustration
<p>M-5441-B</p>	<p>Under support arm or under swivel arm</p> <p>Connection axis \varnothing 20 mm, L = 300 mm</p> <p>Outreach max.: 395 mm</p> <p>Weight: 3.9 kg</p>	<p>Rear view</p> 
<p>M-5404-B</p>	<p>On swivel arm</p> <p>Connection axis \varnothing 20 mm with long spacer sleeve</p> <p>Outreach max.: 395 mm</p> <p>Weight: 3.8 kg</p>	<p>Rear view</p> 
<p>M-5446-B</p>	<p>On support arm</p> <p>Connection axis \varnothing 20 mm with spacer sleeve</p> <p>Outreach max.: 395 mm</p> <p>Weight: 3.6 kg</p>	<p>Rear view</p> 

Keyboard plate, extendable 105 mm or fold-up

With soft hand rest in blue (optional in anthracite)







Load capacity: **up to 5 kg**

Basic color: natural anodized + powdercoated white

Item-no.	Description	Illustration
M-5401-B	<p>Extendable, on wall or carrier rail</p> <p>Dimensions: depth: 208 mm, inside measure variable: adjustable in steps from 412 mm to 682 mm.</p> <p>Shelf for mouse left or right, on adjustable plate, with edge protection in black</p> <p>Outreach max.: 430 mm</p> <p>Weight: 3.8 kg</p>	<p>Rear view</p> 
M-20131-B	<p>Extendable, with mount for monitor up to 20 kg and connection axis Ø 20 mm</p> <p>Dimensions: depth: 208 mm, inside measure variable: adjustable in steps from 412 mm to 682 mm</p> <p>Shelf for mouse left or right, on adjustable plate, with edge protection in black</p> <p>Outreach max.: 438 mm</p> <p>Height adjustment via profile: 210 mm</p> <p>Mount for monitor tiltable ± 15°</p> <p>Weight: 5 kg</p>	<p>Rear view</p> 
M-20132-B	<p>Foldable, with mount for monitor up to 20 kg and connection axis Ø 20 mm</p> <p>Keyboard plate asymmetric, incl. mouse-catch</p> <p>Folding angle approx. 101° (end position damped)</p> <p>Inside measure: 190 x 630 mm</p> <p>With edge protection in black and magnet set for keyboard attachment</p> <p>Outreach max.: 456 mm</p> <p>Height adjustment via profile: 345 mm</p> <p>Mount for monitor tiltable ± 15°</p> <p>Weight: 6 kg</p>	<p>Keyboard plate folded up</p> 
M-5513-B	<p>Foldable, on wall or carrier rail</p> <p>Keyboard plate asymmetric, incl. mouse-catch</p> <p>Folding angle approx. 101° (end position damped)</p> <p>Inside measure: 190 x 660 mm</p> <p>With edge protection in black and magnet set for keyboard attachment</p> <p>Outreach max.: 465 mm</p> <p>Weight: 4 kg</p>	<p>Keyboard plate folded up</p> 

Notebook plate I Device plate


Basic color: powdercoated white

Item-no.	Description	Illustration
<p>M-20194</p>	<p>On wall or carrier rail</p> <p>Dimensions: W 500 x D 400 mm, edges bent downwards</p> <p>With soft hand rest in blue</p> <p>Weight: 4.9 kg</p> <p>Load capacity: up to 12 kg</p>	
<p>M-20195</p>	<p>On wall or carrier rail</p> <p>Inside measure: W 446 x D 330 mm, edges bent upwards</p> <p>With soft hand rest in blue (optional in anthracite) and edge protection in black</p> <p>Weight: 3.6 kg</p> <p>Load capacity: up to 12 kg</p>	
<p>M-20197</p>	<p>On support arm or swivel arm with connection axis \varnothing 20 mm</p> <p>Inside measure: W 415 x D 300 mm, edges bent upwards</p> <p>Shelf for mouse: W 170 x D 190 mm, insertable</p> <p>With soft hand rest in blue (optional in anthracite) and edge protection in black</p> <p>Weight: 4.2 kg</p> <p>Load capacity: up to 5 kg</p>	<p>View from the right</p>  <p>Shelf for mouse slid in</p> 
<p>M-15668</p>	<p>On support arm or swivel arm with connection axis \varnothing 20 mm, sleeve and circlip</p> <p>Dimensions: W 400 mm x D 350 mm, edges bent upwards</p> <p>Weight: 1.6 kg</p> <p>Load capacity: up to 12 kg</p>	  <p>View from below</p>

Shelf I Carrier plate for computer

On wall or carrier rail





Basic color: powdercoated white

Item-no.	Description	Illustration
M-20267	<p>Shelf, e.g. for printer</p> <p>Dimensions: W 510 x D 310 mm Weight: 3.7 kg Load capacity: up to 15 kg</p>	
M-20190	<p>Shelf A3</p> <p>Dimensions: W 436 x D 302 mm Weight: 1.2 kg Load capacity: up to 15 kg</p>	
M-5049	<p>Carrier plate for computer, small</p> <p>Dimensions: W 300 x D 150 mm Weight: 0.5 kg Load capacity: up to 5 kg</p>	
M-5037	<p>Variable carrier plate for computer</p> <p>Including holding strap 20 x 1500 mm, with buckle (optional with safety bracket: M-5037-S)</p> <p>Dimensions: Width 490 x depth variable from 160 - 220 mm</p> <p>Weight: 1.5 kg Load capacity: up to 12 kg</p> <p>Illustration with a wide computer, secured with holding strap. (Computer not included in delivery))</p>	  <p>Pushed together, max.</p>  <p>Holding strap (wrapped together)</p>  <p>Pushed apart, max.</p>
M-20184	<p>Angle bracket (1 piece), for narrow computer</p> <p>Including holding strap 20 x 1500 mm, with buckle</p> <p>Dimensions: Width 240 x depth variable from 50 - 100 mm</p> <p>Weight: 0.85 kg Load capacity: up to 12 kg</p> <p>Illustration with a narrow computer, secured with holding strap. (Computer not included in delivery)</p>	  <p>Pushed together, max.</p>  <p>Holding strap (wrapped together)</p>  <p>Pushed apart, max.</p>

Console with design plate

On carrier rail



Basic color: powdercoated white

Item-no.	Description	Illustration
M-26021_TS	<p>Console with 1 drawer + design plate</p> <p>Dimensions: W 488 x D 270 x H 130 mm</p> <p>Aperture: Plexiglas, ice blue</p> <p>Weight: 4.6 kg</p> <p>Load capacity: up to 5 kg</p>	 <p>Drawer open</p>
M-26022_TS	<p>Console with 1 drawer + design plate</p> <p>(optional with 2 lateral standard rails)</p> <p>Dimensions: W 488 x D 347 x H 132 mm</p> <p>Aperture: Plexiglas, ice blue</p> <p>Weight: 5.4 kg</p> <p>Load capacity: up to 5 kg</p>	 <p>Drawer open</p>
M-26023_TS	<p>Console narrow, with 1 drawer + design plate</p> <p>Dimensions: W 488 x D 270 x H 80 mm</p> <p>Aperture: Plexiglas, ice blue</p> <p>Weight: 3.8 kg</p> <p>Load capacity: up to 5 kg</p>	 <p>Drawer open</p>
M-26024_TS	<p>Console with 1 drawer + design plate and lateral standard rails</p> <p>Dimensions: W 488 x D 400 x H 144 mm</p> <p>Aperture: Plexiglas, ice blue</p> <p>Weight: 6 kg</p> <p>Load capacity: up to 5 kg</p>	 <p>Drawer open</p>

Carrier plate for heavy devices




On wall or carrier rail

Basic color: powdercoated white

Item-no.	Description	Illustration
M-15381_TS	<p>Carrier plate, medium weight version on carrier rail</p> <p>Dimensions: W 500 x D 280 mm, crimped edges</p> <p>Weight: 1.4 kg</p> <p>Load capacity: up to 35 kg</p>	
M-15382_TS	<p>Carrier plate, heavy weight version on carrier rail</p> <p>Dimensions: B 600 x T 400 mm, crimped edges</p> <p>Weight: 3.2 kg</p> <p>Load capacity: up to 60 kg</p>	

Simple mechanical lift, on ceiling

Basic color: natural anodized + powdercoated white

Item-no.	Description	Illustration
	<p>Lift on ceiling, height adjustable 380 mm</p>	<p>Illustration with carrier rail L = 1000</p> 
M-20465_TS-1000	<p>With carrier rail L = 1000 mm, Total height: 1150 up to max. 1530 mm</p>	 <p>Rear view, from below</p>
M-20465_TS-1500	<p>With carrier rail L = 1500 mm, Total height: 1650 up to max. 2030 mm</p> <p>With star handle for locking</p> <p>With integrated cable channel</p> <p>Suitable for connecting axis Ø 20 mm</p> <p>Weight: 8 kg / 9.3 kg</p> <p>Load capacity: up to 25 kg</p> <p>(other lengths on request)</p>	
		 <p>Extended 380 mm</p>





Cart (for mounting equipment carrier)

Color: natural anodised + powdercoated white

Width: 570 mm, depth: 480 mm, double castors \varnothing 100 mm, front castors lockable

Carrier rail compact, with 2 integrated cable channel and profile cover

(For far protruding components, such as swivel arm or support arm, only available with an additional counterweight)

Item-no.	Description	Illustration
M-5315 - 1000	<p>With carrier rail L = 1000 mm and bow-handle</p> <p>Overall height: 1180 mm</p> <p>Weight: 11.5 kg</p> <p>Load capacity: up to 50 kg</p>	 <p>Rear view</p>
M-5315 - 1500	<p>With carrier rail L = 1500 mm and bow-handle</p> <p>Overall height: 1680 mm</p> <p>Weight: 13 kg</p> <p>Load capacity: up to 50 kg</p>	 <p>Rear view</p>
M-20168_1-teilig	<p>Counterweight for cart</p> <p>Fastening in the roller base</p> <p>Galvanized steel, with 2x threaded rod, spring washer and wing nut</p> <p>Weight: 8.75 kg</p>	
Z-10610	<p>Groove cover</p> <p>for carrier rail profile</p> <p>Set of 2 pieces</p> <p>Length of each: 1000 mm</p> <p>Color: White</p> <p>e.g. for M-5315-1000 to order 2x</p>	 <p>Detail</p>

Accessories


Universal clamp for Philips monitor X2

Basic color: natural anodised

Item-no.	Description	Illustration
M-5190	<p>For mounting on:</p> <ul style="list-style-type: none"> - tube \varnothing 25 up to \varnothing 38 mm - standard rail 25 x 10 mm or 35 x 8 mm <p>Rotatable $\pm 90^\circ$, tiltable $\pm 90^\circ$ Dimensions (without star grip): approx. 60 x 74 x 34 mm 2x mounting holes \varnothing 4,4 mm</p> <p>Weight: 0.15 kg</p>	<p>Connecting side</p> 



Adaptation for Carrier rail on standard rail 25 x 10 mm

Basic color: natural anodised

Item-no.	Description	Illustration
M-15384	<p>Universal carrier</p> <p>1 piece, incl. fastening material</p> <p>Weight: 0.15 kg</p>	
M-15370	<p>Adapter kit (2-pieces)</p> <p>Spacer plates for different distances to the wall Distances: up to 49 mm or up to 97 mm</p> <p>Kit consists of 2 holders (customizable), incl. fastening material</p> <p>Weight: 1.9 kg / 2.1 kg / 2.3 kg</p>	





Connection element

Basic color: natural anodised

Item-no.	Description	Illustration
M-16118	<p>\varnothing 20 x 95,5 mm</p> <p>With spacer (POM black)</p> <p>Weight: 0.24 kg</p>	
M-16118_LW	<p>\varnothing 20 x 146,5 mm</p> <p>With 2x spacer (POM black)</p> <p>Weight: 0.37 kg</p>	




Cable management on standard rail (European rail)

Basic color: natural anodised + black + white
Standard rails not included

Item-no.	Description	Illustration
K-21545_weiss	<p>Cable holder claw on horizontal standard rail 25 x 10 mm or 35 x 8 mm</p> <p>Claw width: approx. 145 mm. Weight: 0.5 kg</p> <p>Mounted on horizontal standard rail</p>	
K-21555	<p>Cable holder claw with star grip clamp, on horizontal standard rail 25 x 10 mm</p> <p>Claw width: approx. 145 mm. Weight: 0.7 kg</p> <p>Mounted on horizontal standard rail</p>	
K-21556_weiss	<p>Cable holder claw on vertical standard rail 25 x 10 mm</p> <p>Claw width: approx. 145 mm. Weight: 0.6 kg</p> <p>Mounted on vertical standard rail</p>	
M-20262 – 50_WS	<p>Cable clip, 50 piece, white on horizontal standard rail 25 x 10 mm</p> <p>Width: 23 mm. Weight: 0.4 kg (8 g /piece)</p>	 <p>Clipped on horizontal standard rail</p> <p>Side view</p>
M-20262 – 100_WS	<p>Cable clip, 100 pieces, white on horizontal standard rail 25 x 10 mm</p> <p>Width: 23 mm. Weight: 0.8 kg (8 g /piece)</p>	





Scanner mounts

Basic color: powdercoated white

Item-no.	Description	Illustration	
Z-105xx	<p>Scanner holder for control panel or scanner station</p> <p>Attachment e.g. to - keyboard plate - Cart - lift - carrier rail</p> <p>Adapted to scanner type and installation position</p> <p>Various designs, e.g. rakes or plates</p> <p>Weight: 0.15 kg to 0.35 kg (depends on version)</p> <p>Please specify scanner type when ordering</p>	Examples	Illustrations with scanner (not included in the delivery)
			

Holder for digi-box (terminal server) on standard rail 25 x 10 mm (European rail)

Color: natural anodized + white

Item-no.	Description	Illustration	
S-40137	<p>Digi-box holder on horizontal standard rail</p> <p>Variable fastening of the standard rail connection 1-piece retaining plate. Weight: 1 kg</p>	 <p>Back side</p>	 <p>Back side</p>
	<p>Illustrations with digi-box on horizontal standard rail (not included)</p>		
S-40512	<p>Digi-box holder on vertical standard rail, with clamping claw</p> <p>Variable attachment of the clamping claw 2-piece retaining plate. Weight: 1.1 kg</p>	 <p>Back side</p>	 <p>Back side</p>
	<p>Illustrations with digi-box on horizontal standard rail (not included)</p>		

Multi outlet power strip, for mounting on carrier rail or Cart

Basic color: black + silver
Carrier rail and Cart not included in the delivery

Item-no.	Description	Illustration
Z-10535	<p>3-way power strip, with toggle switch, with locking plate, incl. fastening material</p> <p>Locking plate color: Powdercoated RAL 9010 (pure white) Weight of the locking plate: 0.95 kg</p>	<p>Mounted on Cart</p> <p>Opened</p> <p>Closed</p> <p>Mounted on carrier rail</p>
Z-10585	<p>6-way power strip, with toggle switch, with locking plate, incl. fastening material</p> <p>Locking plate color: Powdercoated RAL 9010 (pure white) Weight of the locking plate: 1.25 kg</p>	<p>Mounted on Cart</p> <p>Opened</p> <p>Closed</p> <p>Mounted on carrier rail</p>
Z-10537	<p>3-way power strip with toggle switch without locking plate, incl. fastening material</p>	<p>Mounted on Cart</p> <p>Mounted on Carrier rail</p>
Z-10536	<p>6-way power strip with toggle switch without locking plate incl. fastening material</p>	<p>Mounted on Cart</p>

Conditions

- Modules assembly according to customer's request and individual needs possible.
- Development of product variants and customer-specific special designs -> price on request.
- Delivery ex works.
- 3-year manufacturer's guarantee on mechanical parts (wear parts and gas springs excluded).
- Returns only in proper condition and original box. Extra coast: 25% net from value of goods.
- Standard color of the plastic parts: white and black.
- Standard color of the powder-coated parts: RAL 9010 pure white, matt, fine-textured
- Aluminum parts: natural anodized.
- Product may differ from the illustration.
- For all illustrations with devices: Devices not included in scope of delivery.
- All information without warranty.

Visit our website



www.sic-design.de