



Schnell Innovativ Clever

Catalog

2025



Manufacturer-related monitor mounts - Philips | GE | Dräger



Made  
In  
Germany

3 year  
warranty

## Table of contents

Modular fastening system „fixITeasy“ .....	2
<b>MOUNTS FOR PHILIPS-MONITOR <i>IntelliVue</i></b> .....	<b>2</b>
<b>MX 450   MX 550   MX 600   MX 700   MX 800</b> .....	<b>2</b>
<b>MP 30   MP 40   MP 50   X2</b> .....	<b>2</b>
<b>On table or device</b> .....	<b>3</b>
<b>On horizontal standard rail 25 x 10 or 35 x 8 mm</b> .....	<b>4</b>
<b>On horizontal standard rail 25 x 10 or 35 x 8 mm</b> .....	<b>5</b>
<b>On wall or carrier rail</b> .....	<b>6</b>
<b>On GCX-profile</b> .....	<b>7</b>
<b>On tube Ø 36 – 40 mm</b> .....	<b>8</b>
<b>On Cart   Mobile solution</b> .....	<b>9</b>
<b>Attachment parts for K-26100 – PH</b> .....	<b>10</b>
<b>On bed frame   On horizontal standard rail 25 x 10 mm</b> .....	<b>11</b>
<b>Universal clamp for X2- monitor   Satellite Rack</b> .....	<b>12</b>
Modular fastening system „fixITeasy“ .....	13
<b>MOUNTS FOR GE- AND DRÄGER-MONITORS</b> .....	<b>13</b>
<b>Infinity   DASH   FM with direct adaption</b> .....	<b>14</b>
<b>Infinity   DASH   FM with small support arm</b> .....	<b>15</b>
<b>Infinity   DASH   FM with swivel arm Panthera</b> .....	<b>16</b>
<b>On Cart   Mobile solution</b> .....	<b>17</b>
<b>Attachment parts for K-26100 – GE-DR</b> .....	<b>18</b>
<b>MOUNTS FOR GE-MONITOR UP TO 15 kg</b> .....	<b>19</b>
<b>DASH   FM on bed frame or on standard rail</b> .....	<b>19</b>
<b>MOUNTS FOR GE-MONITOR UP TO 15 kg</b> .....	<b>20</b>
<b>B 20   B 450 on bed frame or on standard rail</b> .....	<b>20</b>
<b>MOUNT FOR DRÄGER-MONITOR UP TO 15 kg</b> .....	<b>20</b>
<b>Delta   Gamma on bed frame or on standard rail</b> .....	<b>20</b>
<b>MOUNT FOR GE-MONITOR UP TO 15 kg</b> .....	<b>21</b>
<b>PRO CARE on bed or on standard rail</b> .....	<b>21</b>
<b>MOUNTS FOR GE MODULE BOX UP TO 8 kg</b> .....	<b>21</b>
<b>Modulbox</b> .....	<b>21</b>
Modular fastening system „fixITeasy“ .....	22
<b>Cable management   Accessories</b> .....	<b>22</b>
Conditions .....	23

## Modular fastening system „fixITeasy“

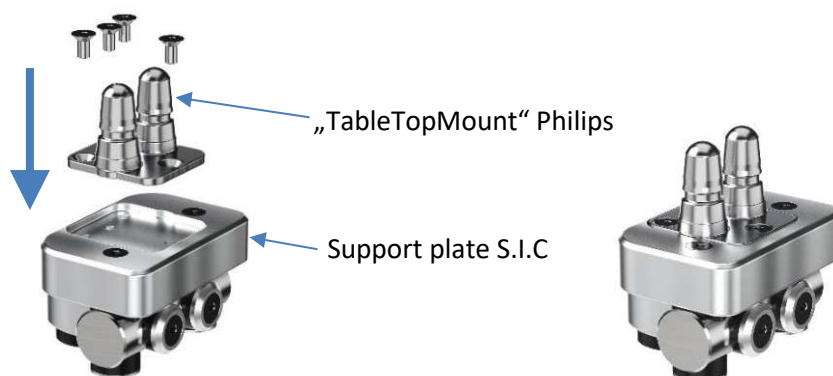
# Mounts for Philips-monitor *IntelliVue*

**MX 450 | MX 550 | MX 600 | MX 700 | MX 800**  
**MP 30 | MP 40 | MP 50 | X2**

Please note:  
For monitor series IntelliVue  
the **Philips „TableTopMount“** interface  
must be ordered separately from your monitor supplier.



Mounting the „Philips TableTopMount“ interface on S.I.C support plate



Inserting the Philips monitor on interface "Philips TableTopMount"





## Mounts for Philips-monitor IntelliVue up to 15 kg On table or device



Monitor mount: rotatable  $\pm 90^\circ$ , tiltable  $\pm 15^\circ$

Monitor + TableTopMount not included in the delivery

Item-no.	Description	Illustration
<p><b>M-5100</b></p>	<p><b>Carrier On table</b></p> <p>Weight: 0,85 kg</p>	
<p><b>M-23397</b></p>	<p><b>Carrier On device</b></p> <p>Mounting via 4 self-locking screws M8</p> <p>With counter plate: Hole pattern: 80x80 mm</p> <p>Weight: 1,5 kg</p>	



## Mounts for Philips-monitor IntelliVue up to 15 kg On horizontal standard rail 25 x 10 or 35 x 8 mm



Basic parts: Powder coated white

Standard rail and monitor + TableTopMount not included in the delivery





Item-no.	Description	Illustration
<b>K-5760</b>	<p><b>Direct attachment</b></p> <p>Particularly easy to adjust</p> <p>Monitor mount: rotatable <math>\pm 90^\circ</math>, tiltable <math>\pm 10^\circ</math></p> <p>Outreach: 352 mm</p> <p>Weight: 2,65 kg</p>	
<b>K-5756_LK</b>	<p><b>Direct attachment with long node</b></p> <p>Monitor mount: rotatable <math>\pm 90^\circ</math>, tiltable <math>\pm 15^\circ</math></p> <p>Outreach: 205 mm</p> <p>Weight: 2,1 kg</p>	
<b>K-5756_LK_HST</b>	<p><b>Direct attachment with long node and retaining bar</b></p> <p>Monitor mount: rotatable <math>\pm 90^\circ</math>, tiltable <math>\pm 15^\circ</math></p> <p>Outreach: 205 mm</p> <p>Weight: 2,95 kg</p>	

## Mounts for Philips-monitor IntelliVue up to 15 kg \* On horizontal standard rail 25 x 10 or 35 x 8 mm



Basic parts: Powder coated white

Standard rail and monitor + TableTopMount not included in the delivery

Item-no.	Description	Illustration
<b>K-23410</b>	<p><b>Small support arm</b> with cable channel</p> <p>With cable holder claw in white</p> <p>Outreach: 387 mm. Weight: 3,9 kg</p> <p>Load capacity: up to 15 kg</p>	
<b>K-23410_S</b>	<p><b>Small support arm</b> with cable channel</p> <p>With long cable holder claw in white</p> <p>Outreach: 387 mm. Weight: 4,3 kg</p> <p>Load capacity: up to 15 kg</p>	
<b>K-22782</b>	<p><b>Swivel arm Panthera</b> with brake, integrated cable channel and cable holder claw in white</p> <p>Adjustable counter balance, outreach 463 mm, height adjustment approx. 370 mm, swivel range +/- 37,5 °</p> <p>Outreach max.: 640 mm. Weight: 7,3 kg</p> <p>Load capacity: 8-15 kg</p>	
<b>K-22782_S</b>	<p><b>Swivel arm Panthera</b> with brake, integrated cable channel and cable holder claw in white</p> <p>Adjustable counter balance, outreach 463 mm, height adjustment approx. 370 mm, swivel range +/- 37,5 °</p> <p>Outreach max.: 640 mm. Weight: 7,7 kg</p> <p>Load capacity: 8-15 kg</p>	





\* We produce order-related. Please tell us the weight of the monitor when you order.

## Mounts for Philips-monitor IntelliVue up to 15 kg On wall or carrier rail



Basic parts: Powder coated white

Carrier rail and monitor + TableTopMount not included in the delivery





Item-no.	Description	Illustration
<b>K-5761</b>	<p><b>Direct attachment</b></p> <p>Particularly easy to adjust</p> <p>Monitor mount: rotatable <math>\pm 90^\circ</math>, tiltable <math>\pm 10^\circ</math></p> <p>Outreach: 357 mm. Weight: 2,6 kg</p>	
<b>K-23416</b>	<p><b>Small support arm</b> with cable channel</p> <p>With cable holder claw in white</p> <p>Monitor mount: rotatable <math>\pm 90^\circ</math>, tiltable <math>\pm 15^\circ</math></p> <p>Outreach: 331 mm. Weight: 3,4 kg</p>	
<b>K-23411</b>	<p><b>Small support arm</b> with cable channel</p> <p>With cable holder claw in white</p> <p>Monitor mount: rotatable <math>\pm 90^\circ</math>, tiltable <math>\pm 15^\circ</math></p> <p>Outreach: 392 mm. Weight: 3,9 kg</p>	
<b>K-23411_S</b>	<p><b>Small support arm</b> with cable channel</p> <p>With long cable holder claw in white</p> <p>Monitor mount: rotatable <math>\pm 90^\circ</math>, tiltable <math>\pm 15^\circ</math></p> <p>Outreach: 392 mm</p> <p>Weight: 4,2 kg</p>	

## Mounts for Philips-monitor IntelliVue up to 15 kg On GCX-profile



Basic parts: Powder coated white

GCX-profile and monitor + TableTopMount not included in the delivery

Item-no.	Description	Illustration
<b>K-5763</b>	<p><b>Direct attachment</b></p> <p>Particularly easy to adjust</p> <p>Monitor mount: rotatable <math>\pm 90^\circ</math>, tiltable <math>\pm 10^\circ</math></p> <p>Outreach: 337 mm</p> <p>Weight: 2,35 kg</p>	
<b>K-23413_LK</b>	<p><b>Direct attachment with long node</b></p> <p>With cable holder claw in white</p> <p>Monitor mount: rotatable <math>\pm 90^\circ</math>, tiltable <math>\pm 15^\circ</math></p> <p>Outreach: 202 mm. Weight: 1,8 kg</p>	
<b>K-23413</b>	<p><b>Small support arm with cable channel</b></p> <p>With cable holder claw in white</p> <p>Monitor mount: rotatable <math>\pm 90^\circ</math>, tiltable <math>\pm 15^\circ</math></p> <p>Outreach: 384 mm. Weight: 3,7 kg</p>	
<b>K-23413_S</b>	<p><b>Small support arm with cable channel</b></p> <p>With long cable holder claw in white</p> <p>Monitor mount: rotatable <math>\pm 90^\circ</math>, tiltable <math>\pm 15^\circ</math></p> <p>Outreach: 384 mm</p> <p>Weight: 4 kg</p>	






## Mounts for Philips-monitor IntelliVue up to 15 kg On tube $\varnothing$ 36 – 40 mm



Basic parts: Powder coated white

Tube and monitor + TableTopMount not included in the delivery





Item-no.	Description	Illustration
<b>K-5762 - RD38</b>	<p><b>Direct attachment</b></p> <p>Particularly easy to adjust</p> <p>Monitor mount: rotatable <math>\pm 90^\circ</math>, tiltable <math>\pm 10^\circ</math></p> <p>Outreach: 348 mm</p> <p>Gewicht: 2,3 kg</p>	
<b>K-23422</b>	<p><b>Small support arm</b> with cable channel</p> <p>With cable holder claw in white</p> <p>Monitor mount: rotatable <math>\pm 90^\circ</math>, tiltable <math>\pm 15^\circ</math></p> <p>Outreach: 384 mm</p> <p>Weight: 3,5 kg</p>	
<b>K-23422_S</b>	<p><b>Small support arm</b> with cable channel</p> <p>With long cable holder claw in white</p> <p>Monitor mount: rotatable <math>\pm 90^\circ</math>, tiltable <math>\pm 15^\circ</math></p> <p>Outreach: 384 mm</p> <p>Weight: 3,8 kg</p>	

## Mount for Philips medical devices up to 15 kg On Cart | Mobile solution

Basic parts: Powder coated white





Item-no.	Description	Illustration
<b>K-26100 – PH</b>	<p><b>Mobile stand-workplace, base unit</b></p> <p>Suitable for working with PHILIPS- medical devices</p> <p>Monitor holder tiltable <math>\pm 15^\circ</math></p> <p>For fastening and expansion of additional module boxes and components</p> <p>Continuous grooves; so components can be placed at any height</p> <p>Integrated cable management</p> <p>Easy to clean</p> <p>Total height: 1225 mm</p> <p>Cross base <math>\varnothing</math> 640 mm, with double castors <math>\varnothing</math> 80 mm, free movable, 3 castors lockable</p> <p>Color: Pure white matt</p> <p>Weight: approx. 7,2 kg</p>	<p>Monitor + TableTopMount not included in the delivery</p> 
		<p>Illustration: Example with Philips-monitor IntelliVue, attached standard rail L = 500 mm, double cable holder and sterile goods basket.</p> <p>➔ See attachment parts, next page</p>

## Attachment parts for K-26100 – PH

Item-no.	Description	Illustration
<b>M-26093</b>	<p><b>Standard rail 25 x 10 x 300 mm</b></p> <p>To mount on lift-profile</p> <p>Weight: 0.6 kg</p> <p>Color: Pure white matt + silver</p>	
<b>M-26095</b>	<p><b>Standard rail 25 x 10 x 500 mm</b></p> <p>To mount on lift-profile</p> <p>Weight: 0.75 kg</p> <p>Color: Pure white matt + silver</p>	
<b>M-26092</b>	<p><b>Double cable holder</b></p> <p>To mount on lift-profile</p> <p>Dimensions: W 405 x D 130 mm</p> <p>Weight: 0.7 kg</p> <p>Color: Pure white matt</p>	
<b>M-20146</b>	<p><b>Sterile goods basket</b></p> <p>To mount on lift-profile</p> <p>Dimensions: W 300 x D 200 x H 100 mm</p> <p>Weight: 0,5 kg</p> <p>Color: Chrome</p>	

Basic parts: Powder coated white

## Mounts for Philips-monitor up to 12 kg On bed frame | On horizontal standard rail 25 x 10 mm

Item-no.	Description	Illustration
<b>M-20287</b>	<p><b>To hook in <a href="#">monitor IntelliVue</a></b>  <b>on bed frame with tubular rods up to Ø 40 mm</b>                      or  <b>on horizontal standard rail 25 x 10 mm</b>                      Dimensions approx.: W 265 x D 260 x H 215 mm                      Hooks: POM white                      Weight: 1,1 kg                      Load capacity: up to 12 kg</p>	 <p>Illustration with TableTopMount (Not included in the delivery)</p>
	 <p>Illustration: With monitor on bed frame (Monitor not included in the delivery)</p>	
<b>M-20284</b>	<p><b>To hook in <a href="#">Monitor X2</a></b>  <b>on bed frame with tubular rods up to Ø 40 mm</b>                      or  <b>on horizontal standard rail 25 x 10 mm</b>                      Dimensions approx.: W 166 x D 200 x H 180 mm                      Hooks: POM white                      2x mounting holes Ø 4.4 mm, incl. screws to mount monitor X2                      Weight: 0,75 kg                      Load capacity: up to 12 kg</p>	
	 <p>Illustration: With monitor on bed frame (Monitor not included in the delivery)</p>	

## Mounts for Philips-monitor Universal clamp for X2- monitor | Satellite Rack



Item-no.	Description	Illustration
<b>M-5190</b>	<p><b>Universal clamp for monitor X2</b></p> <p><b>on tube Ø 25 up to Ø 38 mm</b> or <b>on standard rail 25 x 10 or 35 x 8 mm</b></p> <p>Turnable ± 90°, tiltable ± 90°</p> <p>Dimensions (without star grip) approx.: L 60 x W 74 x H 34 mm</p> <p>2x mounting holes Ø 4.4 mm, incl. screws for mounting monitor X2</p> <p>Basic parts: Aluminum natural anodized</p> <p>Weight: 0,15 kg. Load capacity: <b>up to 5 kg</b></p>	
<b>K-5774</b>	<p><b>Satellite Rack</b></p> <p><b>On horizontal standard rail 25 x 10 or 35 x 8 mm</b></p> <p>Rod: Ø 20 mm, length: 195 mm</p> <p>Basic parts: Powder coated white</p> <p>Outreach: 90 mm</p> <p>Weight: 1,65 kg</p> <p>Load capacity: <b>up to 15 kg</b></p>	

Illustration:  
Mounted on monitor X2  
(Monitor not included in the delivery)



## Modular fastening system „fixITeasy“

# Mounts for GE- and Dräger-monitors

Interfaces: Support plates S.I.C (Examples)



Inserting GE- or Dräger-monitor to support plate S.I.C with quick release








## Mounts for GE- and Dräger-monitors up to 18 or 12 kg Infinity | DASH | FM with direct adaption

Basic parts: Powder coated white



Monitor mount: rotatable  $\pm 90^\circ$ , tiltable  $\pm 15^\circ$ , with quick release (locking bolt)

Monitor not included in the delivery

Item-no.	Description	Illustration
<b>M-21598</b>	<p><b>On table</b></p> <p>With stand plate in white</p> <p>Dimensions approx.: L 250 x W 280 x H 5 mm</p> <p>Weight: 3,1 kg</p> <p>Load capacity: <b>up to 18 kg</b></p>	
<b>M-21400_LK</b>	<p><b>On standard rail 25 x 10 or 35 x 8 mm</b></p> <p>With cable holder claw in white</p> <p>Outreach: 165 mm</p> <p>Weight: 2,1 kg</p> <p>Load capacity: <b>up to 12 kg</b></p>	
<b>M-21401_LK</b>	<p><b>On wall or carrier rail</b></p> <p>With cable holder claw in white</p> <p>Outreach: 170 mm</p> <p>Weight: 2 kg</p> <p>Load capacity: <b>up to 12 kg</b></p>	
<b>M-21402_LK_RD-38</b>	<p><b>On tube <math>\varnothing</math> 38 mm</b></p> <p>With cable holder claw in white</p> <p>Outreach: 180 mm</p> <p>Weight: 2,25 kg</p> <p>Load capacity: <b>up to 12 kg</b></p>	
<b>M-21399_LK</b>	<p><b>On GCX-rail</b></p> <p>With cable holder claw in white</p> <p>Outreach: 150 mm</p> <p>Weight: 1,85 kg</p> <p>Load capacity: <b>up to 12 kg</b></p>	

## Mounts for GE- and Dräger-monitors up to 12 kg Infinity | DASH | FM with small support arm

Basic parts: Powder coated white



Monitor mount: rotatable  $\pm 90^\circ$ , tiltable  $\pm 15^\circ$ , with quick release (locking bolt)

Small support arm with cable channel, L = 266 mm. With cable holder claw in white

Monitor not included in the delivery

Item-no.	Description	Illustration
<b>M-21370_WS</b>	<p><b>On horizontal standard rail</b> <b>25 x 10 mm or 35 x 8 mm</b></p> <p>Outreach: 348 mm Weight: 3,9 kg</p>	
<b>M-21371_WS</b>	<p><b>On wall or carrier rail</b></p> <p>Outreach: 353 mm Weight: 3,8 kg</p>	
<b>M-21372_WS</b>	<p><b>On tube <math>\varnothing</math> 38 mm</b></p> <p>Outreach: 373 mm Weight: 3,4 kg</p>	
<b>M-21373_WS</b>	<p><b>On GCX-profile</b></p> <p>Outreach: 340 mm Weight: 3,6 kg</p>	

## Mounts for GE- and Dräger-monitors 8 up to 15 kg Infinity | DASH | FM with swivel arm Panthera

Basic parts: Powder coated white



Monitor mount: rotatable  $\pm 90^\circ$ , tiltable  $\pm 13^\circ$ , with quick release (locking bolt).



Swivel arm Panthera: outreach 463 mm, height adjustment: 370 mm, counterbalance adjustable.

With clamping device and integrated cable channel. Cable completely guided in system.

Passage opening inside: d 28 mm. Hinge covers in white.

With cable holder claw in white.

Monitor not included in the delivery

Artikel-Nr.	Beschreibung	Abbildung
<b>M-21386</b>	<p><b>On horizontal standard rail 25 x 10 mm or 35 x 8 mm</b></p> <p>With cable holder claw in white</p> <p>Outreach max.: 660 mm</p> <p>Weight: 7,3 kg</p>	
<b>M-21386_S</b>	<p><b>On horizontal standard rail 25 x 10 mm or 35 x 8 mm</b></p> <p>With long cable holder claw in white</p> <p>Outreach max.: 660 mm</p> <p>Weight: 7,7 kg</p>	


## Mounts for GE and Dräger medical devices up to 12 kg On Cart | Mobile solution

Basic parts: Powder coated white

Item-no.	Description	Illustration
<b>K-26100 – GE-DR</b>	<p><b>Mobile stand-workplace, base unit</b></p> <p>Suitable for working with GE-and DRÄGER- medical devices</p> <p>Monitor holder tiltable <math>\pm 15^\circ</math></p> <p>For fastening and expanding additional module boxes and any components</p> <p>Continuous grooves; so components can be placed at any height</p> <p>Integrated cable management</p> <p>Easy to clean</p> <p>Total height: 1220 mm</p> <p>Cross base <math>\varnothing</math> 655 mm, with double castors <math>\varnothing</math> 80 mm, free movable, 3 castors lockable</p> <p>Color: Pure white matt</p> <p>Weight: approx. 7,2 kg</p>	<p>Monitor not included in the delivery</p>  <p>Illustration: Example with GE-monitor, attached standard rail L = 500 mm, double cable holder and sterile goods basket.</p>



## Attachment parts for K-26100 – GE-DR

Item-no.	Description	Illustration
<b>M-26093</b>	<p><b>Standard rail 25 x 10 x 300 mm</b></p> <p>To mount on lift-profile</p> <p>Weight: 0.6 kg</p> <p>Color: Pure white matt + silver</p>	
<b>M-26095</b>	<p><b>Standard rail 25 x 10 x 500 mm</b></p> <p>To mount on lift-profile</p> <p>Weight: 0.75 kg</p> <p>Color: Pure white matt + silver</p>	
<b>M-26092</b>	<p><b>Double cable holder</b></p> <p>To mount on lift-profile</p> <p>Dimensions: W 405 x D 130 mm</p> <p>Weight: 0.7 kg</p> <p>Color: Pure white matt</p>	
<b>M-20146</b>	<p><b>Sterile goods basket</b></p> <p>To mount on lift-profile</p> <p>Dimensions: W 300 x D 200 x H 100 mm</p> <p>Weight: 0,5 kg</p> <p>Color: Chrome</p>	

## Mounts for GE-monitor up to 15 kg DASH | FM an bed frame or on standard rail

Basic parts: POM white  
+ Powder coated white



Illustrations:  
Left side: on bed frame  
Right side: on standard rail  
(Monitor not included  
in the delivery)



To hook in monitor on bed frame with tubular rods up to Ø 40mm or on horizontal standard rail 25 x 10 mm

Item-no.	Description	Illustration
<b>M-21404</b>	Mount for <b>GE-monitor DASH</b> or <b>FM</b> Dimensions approx.: L 330 x W 265 x H 220 mm Monitor can be inserted from above Monitor mount with quick release fastener Weight: 1,4 kg	
<b>M-21426</b>	Mount for <b>GE-monitor DASH-4000</b> Dimensions approx.: L 330 x W 265 x H 220 mm Monitor can be inserted from above Monitor mount with quick release fastener Weight: 1,4 kg	
<b>M-21597</b>	Mount for <b>GE-monitor F-FMW-00</b> Dimensions approx.: L 330 x W 265 x H 220 mm Monitor can be pushed in from the side Secured by locking bolt Weight: 1,4 kg	

## Mounts for GE-monitor up to 15 kg B 20 | B 450 on bed frame or on standard rail


Basic parts: POM white  
+ Powder coated white

To hook in monitor on bed frame with tubular rods up to  $\varnothing$  40mm or on horizontal standard rail 25 x 10 mm

Item-no.	Description	Illustration
<b>M-21425</b>	<p>Mount for <b>GE-monitor B 20</b></p> <p>Dimensions approx.: L 330 x W 265 x H 220 mm</p> <p>Monitor can be inserted from above</p> <p>Monitor mount with quick release fastener</p> <p>Weight: 1,4 kg</p>	
<b>M-21428</b>	<p>Mount for <b>GE-monitor B 450</b></p> <p>Dimensions approx.: L 330 x W 265 x H 220 mm</p> <p>Monitor can be inserted from above</p> <p>Monitor mount with quick release fastener</p> <p>Weight: 1,4 kg</p>	

## Mount for Dräger-monitor up to 15 kg Delta | Gamma on bed frame or on standard rail

To hook in monitor on bed frame with tubular rods up to  $\varnothing$  40mm or on horizontal standard rail 25 x 10 mm

Item-no.	Description	Illustration
<b>M-21586</b>	<p>Mount for <b>Dräger-monitor Delta</b> or <b>Gamma</b></p> <p>Dimensions approx.: L 330 x W 265 x H 220 mm</p> <p>Monitor can be pushed in from the side</p> <p>Securing by locking bolt</p> <p>Weight: 2,2 kg</p>	


## Mount for GE-monitor up to 15 kg PRO CARE on bed or on standard rail



Basic parts: POM white + aluminum natural anodized

Monitor not included in the delivery

Item-no.	Description	Illustration
<b>M-21427</b>	<p>Mount for <b>GE-Monitor PRO CARE</b></p> <p><b>On tube Ø 25 up to Ø 38 mm or on standard rail 25 x 10 mm</b></p> <p>Dimensions approx.: L 170 x W 200 x H 90 mm</p> <p>Clamp rotatable ± 90°</p> <p>Monitor fastening via screwing</p> <p>Weight: 0,9 kg</p>	



## Mounts for GE module box up to 8 kg Modulbox on standard rail or on tube Ø 25 mm

Basic parts: Powder coated white  
+ natural anodized aluminum

Modules not included in the delivery






Item-no.	Description	Illustration
<b>M-20187</b>	<p>Mount for <b>GE-module box</b></p> <p><b>On tube Ø 25 mm</b></p> <p>Dimensions approx.: L 260 x W 160 x H 165 mm</p> <p>Tube attachment with quick release fastener</p> <p>Weight: 0,9 kg</p>	
<b>M-20189</b>	<p>Mount for <b>GE-module box</b></p> <p><b>On horizontal standard rail 25 x 10 mm or on USA-standard rail</b></p> <p>Dimensions approx.: L 215 x W 160 x H 53 mm</p> <p>Rigid attachment</p> <p>Weight: 0,8 kg</p>	

## Modular fastening system „fixITeasy“

### Cable management | Accessories

Color: natural anodized / black / white

Standard rails not included in the delivery

Item-no.	Description	Illustration	
<p><b>K-21545_weiss</b></p>	<p><b>Cable holder claw</b></p> <p>fits on standard rail 25 x 10 mm or 35 x 8 mm</p> <p>Color: white</p> <p>Width: 46 mm</p> <p>Weight: 0,5 kg</p>	 <p>Illustration: mounted on standard rail</p>	
<p><b>K-21555</b></p>	<p><b>Cable holder claw with star knob clamping</b></p> <p>Fits on standard rail 25 x 10 mm</p> <p>Color: white</p> <p>Width: 46 mm</p> <p>Weight: 0,7 kg</p>	 <p>Illustration: mounted on standard rail</p>	
<p><b>M-20262 – 50_weiss</b></p>	<p><b>Cable clip, 50 pieces, white</b></p> <p>Width: 23 mm</p> <p>Weight: 0,4 kg (8 g /Piece)</p>		 <p>Side view</p>
<p><b>M-20262 – 100_weiss</b></p>	<p><b>Cable clip, 100 pieces, white</b></p> <p>Width: 23 mm</p> <p>Weight: 0,8 kg (8 g /Piece)</p>		 <p>Mounted on standard rail</p>



## Conditions

- Interface "Table Top Mount" (suitable for the corresponding IntelliVue monitor), available from your monitor supplier or directly from Philips.
- Combinations can be assembled according to customer's request and individual needs.
- Development of product variants and custom-made products -> price on request.
- Delivery ex works.
- 3-year manufacturer's guarantee on mechanical parts (wear parts and gas springs excluded).
- Returns only in proper condition and original box. Extra coast: 25% net from value of goods.
- Standard color of plastic parts: white and black.
- Standard color of powder-coated parts: RAL 9010 pure white matt, fine-textured.
- Aluminum parts: natural anodized.
- Product may differ from the illustration.
- For all illustrations with devices: Devices not included in scope of delivery.
- All information without warranty.

Visit our website



[www.sic-design.de](http://www.sic-design.de)